

The background of the entire page is a photograph of a modern elevator shaft. The walls are a vibrant pink color, and the ceiling is white with recessed lighting. A glass elevator car is visible in the distance, and a pink arrow points upwards towards it. The overall lighting is warm and modern.

# MATERIALS AND ACCESSORIES

KONE N MiniSpace™ DX, KONE MiniSpace™ DX,  
KONE N MonoSpace® DX, KONE S MonoSpace® DX

# MATERIALS AND ACCESSORIES FOR ELEVATOR CAR INTERIORS

This catalog presents our full selection of elevator car interior materials and accessories.

All the options included in our offering are designed to be both visually appealing and functional.

The materials and accessories presented in this catalog are available for KONE N MiniSpace™ DX, KONE MiniSpace™ DX, KONE N MonoSpace® DX, and KONE S MonoSpace® DX.



reddot winner 2020

Wall finishes	3
Floor finishes	4
Door finishes	5
Ceilings	6
Handrails	6
Skirting	6
Standard mirrors	7
Tenant directories and mediascreens	7
Scenic elevators	8

Whatever type of building you're developing, we have a solution to fit your design, budget, and building-use requirements.



## BUILD SMARTER

Take advantage of our new planning tools to help you save time, make the right decisions, and plan your elevator car interior down to the very last detail.



### KONE CAR DESIGNER

Check out our themed design directions or create your own unique car interior by combining materials, lighting, and accessories, then bring your vision to life with 3D modeling.

### KONE CAR DESIGNER MOBILE APP

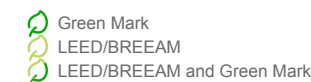
Bring your elevator car designs to life with immersive virtual, mixed, and augmented reality experiences through your smartphone.

TRY OUR PLANNING TOOLS  
[www.kone.sg/tools-downloads](http://www.kone.sg/tools-downloads)




## ATTRACTIVE, DURABLE WALL FINISHES

Design a car interior that's easier than ever to clean and maintain with our new range of functional materials. Our specialized anti-stain, anti-fingerprint coating helps keep colored stainless steel surfaces looking as good as new by preventing staining and making fingerprints less visible.




### STEEL


#### BRUSHED STAINLESS STEEL




ST4  
Silver brushed  
stainless steel  
ST4AFP with  
anti-fingerprint  
coating




ST2  
Gold brushed  
stainless steel  
ST2AFP with  
anti-fingerprint  
coating




ST5  
Copper brushed  
stainless steel  
ST5AFP with  
anti-fingerprint  
coating



ST6  
Bronze brushed  
stainless steel  
ST6AFP with  
anti-fingerprint  
coating



ST7  
Carbon black  
brushed  
stainless steel



CB  
Carbon black  
brushed  
stainless  
steel with  
anti-fingerprint  
coating




ST43  
Silver brushed  
stainless steel


#### PAINTED STEEL



PP10FT  
Pure White,  
fine textured  
painted steel




PP18FT  
Linen Brown,  
fine textured  
painted steel




PP20FT  
Wool Gray,  
fine textured  
painted steel


#### METALLIC PAINTED STEEL




METP1FT  
Champagne,  
fine textured  
metallic painted  
steel



METP5FT  
Trustworthy  
Blue, fine  
textured  
metallic painted  
steel



METP6FT  
Iron Stone,  
fine textured  
metallic painted  
steel



METP7FT  
Metallic Black,  
fine textured  
metallic painted  
steel


#### ETCHED STAINLESS STEEL



ST28S  
Silver Pop,  
etched  
stainless steel



ST31S  
Silver High-  
rise, etched  
stainless steel



ST44S  
Silver Wood,  
etched stainless  
steel




ST36C  
Copper  
Graphics,  
etched  
stainless steel




ST42C  
Copper  
Circle, etched  
stainless steel



ST42B  
Carbon Black  
Circle, etched  
stainless steel



ST42BR  
Bronze  
Circle, etched  
stainless steel



ST42G  
Gold Circle,  
etched  
stainless steel

#### WOODEN PRINTED STEEL



WS1  
Light wooden  
printed steel




WS2  
Warm wooden  
printed steel




WS3  
Dark wooden  
printed steel


#### MIRROR-POLISHED STAINLESS STEEL




MP1  
Silver mirror  
polished  
stainless steel




MP4  
Copper mirror  
polished  
stainless steel




MP5  
Carbon Black,  
mirror polished  
stainless steel



MP6AFP  
Silver satin  
stainless  
steel with  
anti-fingerprint  
coating




MP8AFP  
Carbon black  
satin stainless  
steel with  
anti-fingerprint  
coating




MP9AFP  
Copper satin  
stainless  
steel with  
anti-fingerprint  
coating

#### SATIN STAINLESS STEEL

#### INDIRECT STAINLESS STEEL



ST21S  
Indirect  
brushed  
stainless steel




ST21B  
Carbon  
black indirect  
brushed  
stainless steel

#### TEXTURED STAINLESS STEEL



TS2  
Flemish Linen




K  
Scottish Quad

### GLASS

#### GLASS



GD1  
Wide Illusion,  
digital printed  
glass




GD3  
Iridescent,  
digital printed  
glass



GM2  
Dark Silver,  
mirror glass



GP6  
Natural White,  
glass



GP7  
Bold Turquoise,  
glass




TW1  
Transparent  
glass


#### TRANSPARENT GLASS

### LAMINATE


#### LAMINATE



L235  
Whitened Ash,  
anti-microbial  
laminate



L236  
Natural Oak,  
anti-microbial  
laminate




L239  
Blackened  
Oak, anti-  
microbial  
laminate




L95  
Natural Teak  
anti-microbial  
laminate

#### LAMINATE, 3D SURFACE



L101  
Black, anti-  
microbial  
laminate




L102  
Cream  
white, 3D  
anti-microbial  
laminate



FLOORS

There are several flooring options to choose from, including composite stone for long-lasting durability even under heavy use. Add the finishing touches to your design vision by creating a customized PVC or stone floor to match the building interior design.

SINGLE-COLOR PVC



PATTERNED PVC



REAL GRANITE



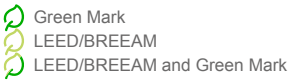
REAL MARBLE



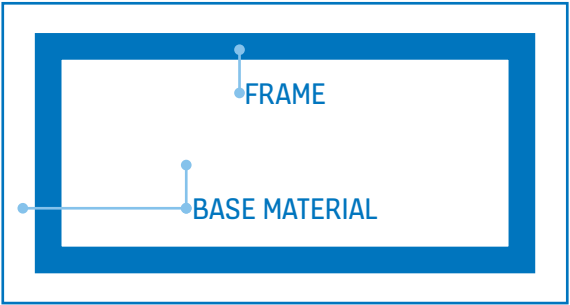
COMPOSITE STONE



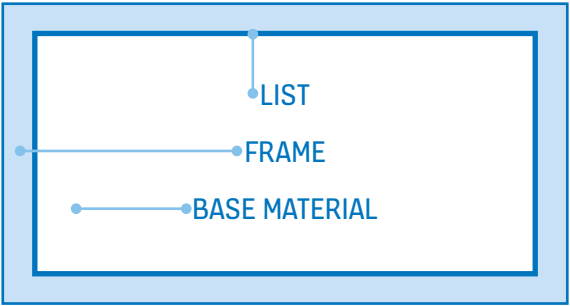
RUBBER



PVC FLOOR CUSTOMIZATION (FREE PATTERN)






STONE FLOOR CUSTOMIZATION (FREE PATTERN)









# DOOR FINISHES

Create a seamless look and feel by matching the elevator door finish with the car interior and landing entrances.




\* Not available for KONE N MiniSpace™  
 Green Mark  
 LEED/BREEAM  
 LEED/BREEAM and Green Mark

## STEEL




### BRUSHED STAINLESS STEEL

						
ST4 Silver brushed stainless steel ST4AFP with anti-fingerprint coating	ST2 Gold brushed stainless steel ST2AFP with anti-fingerprint coating	ST5 Copper brushed stainless steel ST5AFP with anti-fingerprint coating	ST6 Bronze brushed stainless steel ST6AFP with anti-fingerprint coating	ST7 Carbon black brushed stainless steel	CB Carbon black brushed stainless steel with anti-fingerprint coating	ST43 Silver brushed stainless steel

### PAINTED STEEL

		
PP10FT Pure White, fine textured painted steel	PP18FT Linen Brown, fine textured painted steel	PP20FT Wool Gray, fine textured painted steel

### METALLIC PAINTED STEEL







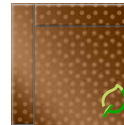

			
METP1FT Champagne, fine textured metallic painted steel	METP5FT Trustworthy Blue, fine textured metallic painted steel	METP6FT Iron Stone, fine textured metallic painted steel	METP7FT Metallic Black, fine textured metallic painted steel

## GLASS




### GLASS


TW1 Transparent glass




### ETCHED STAINLESS STEEL

							
ST28S Silver Pop, etched stainless steel	ST31S Silver High-rise, etched stainless steel	ST44S Silver Wood, etched stainless steel	ST36C Copper Graphics, etched stainless steel	ST42C * Copper Circle, etched stainless steel	ST42B * Carbon Black Circle, etched stainless steel	ST42BR Bronze Circle, etched stainless steel	ST42G Gold Circle, etched stainless steel

### MIRROR-POLISHED STAINLESS STEEL

		
MP1 Silver mirror polished stainless steel	MP4 Copper mirror polished stainless steel	MP5 Carbon Black, mirror polished stainless steel



### SATIN STAINLESS STEEL

		
MP6AFP Silver satin stainless steel with anti-fingerprint coating	MP8AFP Carbon black satin stainless steel with anti-fingerprint coating	MP9AFP Copper satin stainless steel with anti-fingerprint coating

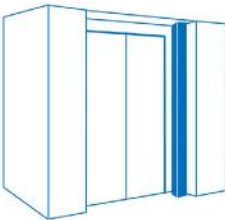
### INDIRECT STAINLESS STEEL

	
ST21S Indirect brushed stainless steel	ST21B Carbon black indirect brushed stainless steel



### TEXTURED STAINLESS STEEL

	
TS2 Flemish Linen	K Scottish Quad



## DOOR MAP




### BRUSHED STAINLESS STEEL

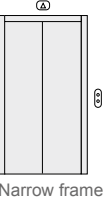
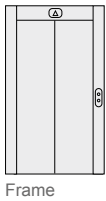
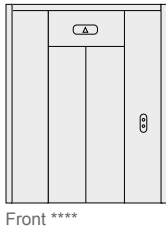
	
ST4 Silver brushed stainless steel, AISI304	ST2 Gold brushed stainless steel

### MIRROR-POLISHED STAINLESS STEEL

	
MP1 Silver mirror polished stainless steel	MP4 Copper mirror polished stainless steel

### PAINTED STEEL


PP10FT Pure White, fine textured painted steel



# CEILING

Our extensive range of ceilings is complemented by attractive lighting suitable for different environments.

Green Mark  
LEED/BREEAM  
LEED/BREEAM and Green Mark



CL70  
Lighting: LED tubes  
Finishing: ST4



CL71  
Lighting: LED tubes  
Finishing: ST4



CL72  
Lighting: LED tubes  
Finishing: ST4, PP10FT



CL80  
Lighting: LED spot  
Finishing: ST4, PP10FT, MP1



CL82  
Lighting: LED spot  
Finishing: ST4, PP10FT, MP1



CL88  
Lighting: LED spot  
Finishing: ST4, MP1, MP2



CL91  
Lighting: LED tubes  
Finishing: ST4, PP10FT, ST43



CL96V  
Lighting: LED PCB  
Finishing: ST4, PP10FT



CL103  
Lighting: LED tubes  
Finishing: ST4



CL109  
Lighting: LED PCB  
Finishing: ST4, PP10FT



CL151  
Lighting: LED panel  
Finishing: ST4, MP2



CL162  
Direct lighting: LED spot lighting  
Indirect lighting: LED tubes  
Finishing: MP1



CL181  
Lighting: LED stripe, wall washer lighting  
Finishing: MP1, MP2



CL195  
Direct lighting: LED spot  
Indirect lighting: LED strip  
Finishing: PP10FT



CL196  
Direct lighting: LED spot  
Indirect lighting: LED strip  
Finishing: ST4, PP10FT, MP1



LF12  
Lighting: LED PCB  
Finishing: ST43



LF15  
Lighting: LED PCB  
Finishing: MP1

# ACCESSORIES

Add the finishing touches with our wide range of elevator accessories.

## HANDRAILS



HR24R  
Silver brushed stainless steel AISI304



HR31  
Round aluminum with black plastic end



HR64  
Silver brushed stainless steel AISI304



HR81/HR81TR  
Silver or gold brushed stainless steel AISI304



HR61  
ST4



HR61  
ST2



HR61  
ST5



HR61  
ST6



HR61  
ST7

## SKIRTING



SK1  
ST4



SK1  
ST2



SK1  
ST5



SK1  
ST6



SK1  
ST7

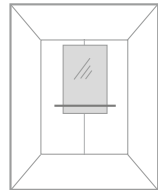



SK1  
ST43

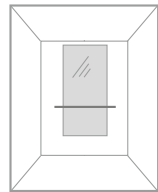


## STANDARD MIRRORS

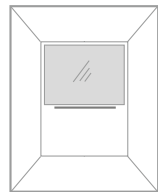
Mirrors are a great way to add a feeling of space and reflect key design elements inside the car.



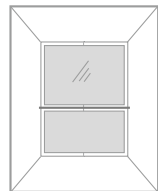
MR1  
Partial width  
Partial height



MR1  
Partial width  
Mid height



MR1  
Full width  
Partial height



MR1  
Full width  
Full height

## TENANT DIRECTORIES AND MEDIASCREENS

### KONE TENANT DIRECTORY




The tenant directory is completely customizable and can be easily updated according to your needs.

Directories can be installed either vertically or horizontally.

Sizes:



TD2 \*



TD2 \*

Materials:  
Brushed stainless steel base  
Tempered glass door  
Brushed or polished aluminum

### KONE MEDIASCREENS

KONE MediaScreens are installed inside the elevator and take the pain out of communicating with tenants and other users of buildings. There are offline and online versions. Consult your sales representative for more information.

#### KONE MEDIASCREEN 100

The content can be updated offline via a USB flash drive. The screen can be installed either on the elevator side wall (surface or semi-flush mounted) or integrated into KDS 330 car operating panel.



Surface mounted 10"  
Surface mounted 15"



Flush mounted 10"  
Flush mounted 15"

#### KONE MEDIASCREEN 300

The content is updated online and remotely. The screen can be installed on the elevator wall and comes with the online KONE Information 300 service, a powerful and easy-to-use solution for sharing and scheduling content.



15" LCD display  
Surface mounted

# SCENIC ELEVATORS

KONE Scenic elevator solutions combine proven technology and inspiring car designs to create elevators that are attractive and spacious, and which give you the opportunity to showcase your building. They are available for KONE S MonoSpace® DX and KONE N MiniSpace™ DX elevators. Our standard scenic elevators combine the expansive views of attractive glass feature walls with our wide range of high-quality interior design options and accessories.

## SCENIC ELEVATOR CAR OPTIONS



## SCENIC ELEVATOR HANDRAIL OPTIONS





## WALL MATERIALS

Combine your choice of wall color with glass car walls to create a visually impressive elevator interior.

### PAINTED STEEL




HSSK-01 HSSK-02 HSSK-03 HSSK-04 HSSK-05 HSSK-06




HSSK-07 HSSK-08 HSSK-09 HSSK-10 HSSK-11 HSSK-12



HSSK-13 HSSK-14 HSSK-15 HSSK-16 HSSK-17 HSSK-18



ST4 Silver brushed stainless steel ST2 Gold brushed stainless Steel MP1 Silver mirror polished stainless steel MP4 Copper mirror polished stainless steel MP5 Carbon black mirror polished stainless steel TS2 Flemish Linen




PP10FT Pure White, fine textured painted steel PP20FT Wool Gray, fine textured painted steel


FLOORS

Put the finishing touches to your design with your choice of floor material. Our range includes stone, marble, and PVC flooring.


PVC




1522




1434




0086-2



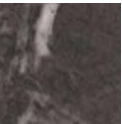
318




320




319




172




0186




0110-2




305




315




310




7222




0190-7




1414




316




3104




2107




D6  
Light Brown  
PVC




D25  
Rocky Gray  
PVC




D26  
Lava Stone  
PVC



DG01



DG02



DG05

MARBLE



HSDPY-101



HSDPY-102



HSDPY-103



HSDPY-104



HSDPY-105



HSDPL-201



HSDPL-202



HSDPL-203



HSDPL-204



HSDPL-205



HSDPF-01




HSDPF-02



HSDPF-03



HSDPF-09



HSDPF-10

STONE



M3R  
Black Golden  
Sand stone,  
granite



M4R  
Nature White,  
composite  
stone



M5R  
Pebble Gray,  
composite  
stone

RUBBER



RC7  
Coin pattern,  
rubber floor

## CEILINGS

Our extensive range of ceilings for scenic elevators is complemented by attractive lighting suitable for different environments.



HSET-J010



HSET-J012



HSET-J013



HSET-J031




HSET-J034



HSET-J037



HSET-N04



HSET-N05



HSET-N06



HSET-N10



HSDDY-101



HSDDY-102



HSDDY-103



HSDDY-104



HSDDY-105



HSDDL-201



HSDDL-202



HSDDL-203



HSDDL-204



HSDDL-205



HSDDF-301



HSDDF-302



HSDDF-303



HSDDF-304



HSDDF-305



CL70



CL88



CL91



KONE provides innovative and eco-efficient solutions for elevators, escalators, automatic building doors and the systems that integrate them with today's intelligent buildings.

We support our customers every step of the way; from design, manufacturing and installation to maintenance and modernization. KONE is a global leader in helping our customers manage the smooth flow of people and goods throughout their buildings.

Our commitment to customers is present in all KONE solutions. This makes us a reliable partner throughout the life cycle of the building. We challenge the conventional wisdom of the industry. We are fast, flexible, and we have a well-deserved reputation as a technology leader, with such innovations as KONE MonoSpace® DX, KONE NanoSpace™ and KONE UltraRope®.

## KONE CORPORATION

### Corporate office (Singapore)

30A Kallang Place  
#14-01  
Singapore 339213

Tel. +65 6424 6246

[www.kone.sg](http://www.kone.sg)

This publication is for general informational purposes only and we reserve the right at any time to alter the product design and specifications. No statement in this publication shall be construed as a warranty or condition, express or implied, as to any product, its fitness for any particular purpose, merchantability, quality or representation of the terms of any purchase agreement. Minor differences between printed and actual colors may exist. KONE MonoSpace® DX, KONE EcoDisc®, KONE Care® and People Flow® are registered trademarks of KONE Corporation. Copyright © 2019 KONE Corporation.